

Sinks by

Valoré

PERFECT FOR THE KITCHEN

Valoré (Pronounced Va-lor-ray)



Best Quality



Best Range



Best Service



Best Value



Valoré Catalogue

October 2022



Welcome to Valoré, a New Zealand family business with over 50 years experience supplying the New Zealand kitchen industry.

We are proud to introduce to you in this brochure, the Valoré range of high quality European and Project styled sinks, where quality and design have no limits. Our varied and extensive range of quality sinks are suitable for all styles of kitchens, from traditional to modern styling. We welcome you to browse through our brochure and select a sink of your choice from the various sink series that will suit your kitchen, family and entertaining requirements.



The kitchen is now becoming a reflection of our lifestyle, families are spending more and more of their free time in the kitchen with the modern kitchen being designed to create a comfortable and efficient environment and is the

main centre for family social interaction. The kitchen has to provide a welcome and homely ambience. Valoré's stylish high quality sinks in the modern kitchen preparation area, make preparation of the family meal and entertaining easier and more enjoyable, not forgetting the practical robust lifetime cleaning of kitchen utensils.

Our carefully designed sinks are not just pieces of furniture but are ergonomically designed, practical, and durable for a life time. The shining metal of Valoré's products is endowed with the pleasant warm image of home and lasting quality.



Some highlights of this brochure feature stylish modern contemporary, square brushed stainless sinks, exact replica Butler ceramic sinks of the Victorian design, Geo Rok contemporary stylish composite sinks with glass sliding chopping board and colander, large Jumbo sinks with removable mini bowl, colander and accessories. Unique designer sinks that are distinguished by designs which accentuate the personal nature of the kitchen, excellent for the home entertainer wanting personal distinctive styling in their kitchen entertaining and living.



Only carefully selected, quality and environmentally friendly materials are used in the manufacture of Valoré kitchen sinks. This guarantees their reliability, safety and durability using High Grade 304 Stainless Steel.

Valoré's manufacturing partners use top quality stainless steel, employing people with the knowledge, experience and ability for continual quality control, precision engineering and quality service. Valoré's employees are firmly committed to customer service and one of Valoré's determinants is its employees who have the knowledge, experience and ability in serving the customer.

We welcome you to view the Valoré range of sinks and trust that going through this brochure you will find plenty of reasons to choose Valoré for your high quality lifetime sink and preparation centre for your important family care and entertaining needs.



The Valoré team:
Richard, Della,
Leonid, Amelie,
Millie, Mania and
Caitlin.

Valoré One Bowl



Valoré Project (Better) - Contemporary Sink Models - 180mm to 225mm Deep Bowls, 25mm Radius, 304 Grade, 1mm Stainless.

Stainless, finished to quality silk finish, for top mounting please order top mount clips.



PU3440SQ
390x450
340x400x225
Top/Undermount
Overflow
25mm radius
Silk finish



Min Cab Size 400



PU4040SQ
450x450
400x400x225
Top/Undermount
Overflow
25mm radius
Brushed finish



Min Cab Size 450



PU4540SQ
498x450
450x400x225
Top/Undermount
Overflow
25mm radius
Silk finish



Min Cab Size 500



PU5040SQ
550x448
500x400x225
Top/Undermount
Overflow
25mm radius
Silk finish



Min Cab Size 550



PU23SQ
250x400
200x360x160
Top/Undermount
Overflow
25mm radius
Silk finish

Min Cab Size 250



PU3034SQ
344x384
300x340x200
Top/Undermount
Overflow
25mm radius
Silk finish

Min Cab Size 350



PU2040SQ
244x446
200x400x140
Top/Undermount
No overflow
25mm radius
Silk finish

Min Cab Size 250



PU3034
350x390
300x340x200
Top/Undermount
Overflow
15mm radius
Brushed finish




PU2534
300x390
250x340x200
Top/Undermount
Overflow
15mm radius
Brushed finish



PU2034
250x390
200x340x200
Top/Undermount
Overflow
15mm radius
Brushed finish

Valoré (Premium) (Best) - Contemporary Sink Models - 15mm Radius, 225mm Deep Bowls, 304 Grade, 1.2mm Stainless, Top & Undermount.

Seamless fusing welding for extra strong construction in 1.2mm stainless, fluted angle bowl bottom allowing extra efficient water drainage, extra depth 225mm deep bowls, finished in quality brushed stainless. Radius corners for easy cleaning.



PU2540
300x450
250x400x200
Top/Undermount
Overflow
15mm radius
Brushed finish



Min Cab Size 300



PU3440
390x450
340x400x225
Top/Undermount
Overflow
15mm radius
Brushed finish



Min Cab Size 400



PU4040
450x450
400x400x225
Top/Undermount
Overflow
15mm radius
Brushed finish



Min Cab Size 450



PU4045
500x450
450x400x225
Top/Undermount
Overflow
15mm radius
Brushed finish



Min Cab Size 500



PU5040
550x450
500x400x225
Top/Undermount
Overflow
15mm radius
Brushed finish



Min Cab Size 550



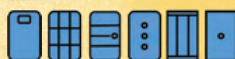
PU5540
600x450
550x400x225
Top/Undermount
Overflow
15mm radius
Brushed finish



Min Cab Size 600



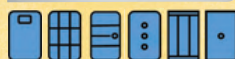
PU6040
650x450
600x400x225
Top/Undermount
Overflow
15mm radius
Brushed finish



Min Cab Size 650




PU6540
700x450
650x400x225
Top/Undermount
Overflow
15mm radius
Brushed finish



Min Cab Size 700



PU7940
800x450
750x400x225
Top/Undermount
Overflow
15mm radius
Brushed finish



Min Cab Size 800

Valoré European Stainless Steel Sinks - Square Contemporary Sink Series with Stylish Rectangle Overflow Cover Plate. 304 European Stainless Steel, 25mm Radius.




UP43
380x440
340x400x200
Overflow
Undermount
1 basket waste
Silky sheen
25mm radius



Min Cab Size 400



UP44
440x440
400x400x200
Overflow
Undermount
1 basket waste
Silky sheen
25mm radius



Min Cab Size 450



UP45
540x440
500x400x200
Overflow
Undermount
1 basket waste
Silky sheen
25mm radius



Min Cab Size 550



UP47
740x440
700x400x200
Overflow
Undermount
1 basket waste
Silky sheen
25mm radius



Min Cab Size 750

Valoré (Premium) - Contemporary Sink Models - 15mm Radius, 300mm Deep Bowls, 304 Grade, 1.2mm Stainless, Top & Undermount.

Jumbo Bowls • 300mm Deep • Perfect for the Laundry.



PU3543
400x450
350x400x300
Top/Undermount
Overflow
15mm radius
Brushed finish



Min Cab Size 400



P4430
450x450
400x400x300
Top/Undermount
Overflow
15mm radius
Brushed finish



Min Cab Size 450



P4543
500x450
450x400x300
Top/Undermount
Overflow
15mm radius
Brushed finish



Min Cab Size 500



P5043
550x450
500x400x300
Top/Undermount
Overflow
15mm radius
Brushed finish



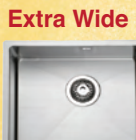
Min Cab Size 550




P643
650x450
600x400x300
Top/Undermount
Overflow
15mm radius
Brushed finish



Min Cab Size 650




P443
490x460
450x420x300
Top/Undermount
Overflow
15mm radius
Brushed finish



Min Cab Size 500



P543
590x460
550x420x300
Top/Undermount
Overflow
15mm radius
Brushed finish



Min Cab Size 600

(Accessories Optional Extra - Colour Coded)




PB40S
Chopping Board
430x275x20mm.
Fits 400mm wide bowls.



PC42
Chopping Board
425x270x20mm.
Fits 400mm wide bowls.

Valoré European Stainless Steel Sinks - Square Contemporary Sink Series.



R64
450x505
400x400x200
Overflow
Top/Undermount
1 basket waste
Satin sheen
14mm radius
1 tap hole



Min Cab Size 450



R65
550x505
500x400x200
Overflow
Top/Undermount
1 basket waste
Satin sheen
14mm radius
1 tap hole



Min Cab Size 550



R67
790x505
740x400x200
Overflow
Top/Undermount
1 basket waste
Satin sheen
14mm radius
1 tap hole



Min Cab Size 800

Valoré (Premium) (Best) - Tap Platform Sinks - 15mm Radius, 304 Grade, 1.2 Grade Stainless, Flat Edge, Top Mount.



PT341
400x510
340x400x225
Top mount
Overflow
Brushed finish
Flat edge
Tap stand
15mm radius



Min Cab Size 400



P441
460x510
400x400x225
Top mount
Overflow
Brushed finish
Flat edge
Tap stand
15mm radius



Min Cab Size 450



P551
560x510
500x400x225
Top mount
Overflow
Brushed finish
Flat edge
Tap stand
15mm radius



Min Cab Size 550



PT6040
660x510
600x400x225
Top mount
Overflow
Brushed finish
Flat edge
Tap stand
15mm radius



Min Cab Size 650



PT5043
560x510
500x400x300
Top mount
Overflow
Brushed finish
Flat edge
Tap stand
15mm radius



Min Cab Size 550



Valoré Preparation Centre Bowl with Built in Accessory Ledge - Premium (Best) - 1.2 Grade Stainless, Top / Undermount.



PC45
500x480
450x400x225
Top/Undermount
Overflow
25mm flange
Brushed finish



Min Cab Size 500



PC64
600x480
550x400x225
Top/Undermount
Overflow
25mm flange
Brushed finish



Min Cab Size 600



PC84
800x480
750x400x225
Top/Undermount
Overflow
25mm flange
Brushed finish



Min Cab Size 800



Preparation Accessories -
Optional extra.

Valoré Nano Colour Infused Sinks & PVD Stainless Sinks

Nano and PVD Colour - 304 Grade, 1.2 Grade Stainless, Top/Undermount
The Nano colour is fused into the top section of the Stainless Steel becoming part of the Stainless Steel not a coating. While very hardy and durable it is normal for Stainless Steel to scratch with everyday crockery and utensil use. Scratches, scuffs and marks will show Silver Grey colour of Stainless. Use RM36 Roll Mat to help with scratches.
Note : Warranty on Valore taps is only valid when an in-line filter is fitted to prevent particle and sediment from damaging the ceramic disc in the tap.



PSDT-LG PSDT-GM
Portable Tray
Light Gold & Gunmetal
Fits 400mm wide bowls



RM45-LG RM43S-GM
Roll Mat
Light Gold & Gunmetal



HERA AB
Single Lever Tap
Antique Brass



PSGM-GM PSGM-LG
Single Lever Tap
Light Gold & Gunmetal




PU3440GB
Nano Finish
390x450
340x400x225
Top/Undermount
Grid overflow
15mm radius
Satin finish

Grey Black



PU4040GB
Nano Finish
450x450
500x400x225
Top/Undermount
Grid overflow
15mm radius
Satin finish

Grey Black



PU5040GB
Nano Finish
PU5040LG
PVD Finish
550x450
500x400x225
Top/Undermount
Square overflow
15mm radius
Satin finish



Light Gold



PU40R-GB
PU40L-GB
690x450
400x400x225
200x400x180
Top/Undermount
Overflow
90m basket waste
Satin finish



Grey Black

Butler Stainless Sinks

Butler 1.0 Grey Black



Belfast 1.0 Bowl Grey Black Nano
600x470x254
530x400x229 bowl
90mm basket waste - suit waste disposer
304 - 1.2 Grade S/S
Brushed stainless



Project Butler - Stainless Sinks with Full Apron on Front and Both Sides



Butler 1.0 ST
600x465x254
530x395x229 bowl
90mm basket waste - suit waste disposer
304 - 1.2 Grade S/S
Brushed stainless



Mini butler perfect for compact kitchens and tiny homes.



Butler 4 ST Mini
400x470x254
350x400x229 bowl
90mm basket waste - suit waste disposer
304 - 1.2 Grade S/S
Brushed stainless



Butler 1.8 ST
800x470x254
730x400x229 bowl
90mm basket waste - suit waste disposer
304 - 1.2 Grade S/S
Brushed stainless



Butler 2B.8
800x470x260
2 x 350x400x230 Bowls
90mm basket waste - suit waste disposer
304 - 1.2 Grade S/S
Brushed stainless



SR4230 Mini Bowl
425x300
390x265x130



RWB43 Square Wire Basket
385x310. Fits all 400 wide bowls.



PSDT Square Drainer Tray
Fits 400mm wide bowls, or used as a portable benchtop drainer.
420x349 O/A
390Wx330L - Inner size
1.2mm Brushed Finish



SCR43
415x215x95mm.
Fits 400mm wide bowls.



Drainer Roll Mat
RM130 180x425mm
RM42 265x425mm
RM44 465x425mm
RM36 480x390mm
RM45 480x460mm

Valoré Two Bowl

Valoré Deluxe - Top/Undermount, 304 - 1.0 Grade Stainless, 15mm Radius, 225mm Deep Large Bowls, Brushed Finish, Reversible, Handmade



PUC35C
Reversible
590x450
170x340x150
340x400x225
Top/Undermount
Overflow
25mm flange
Silk finish



Min Cab Size 600



PUC36C
Reversible
650x450
170x400x150
400x400x225
Top/Undermount
Overflow
25mm flange
Silk finish



Min Cab Size 650



Valoré Premium (Best) - Top/Undermount, 304 - 1.2 Grade Stainless, 15mm Radius, Handmade



**PU32R Right
PU32L Left**
590x450
340x400x225
170x400x180
Overflow
Top/Undermount
90m basket wastes
Brushed finish



Min Cab Size 600



**PU40R Right
PU40L Left**
690x450
200x400x180
400x400x225
Overflow
Top/Undermount
90m basket wastes
Brushed finish




Min Cab Size 700



**PU45R Right
PU45L Left**
700x450
170x400x180
450x400x225
Overflow
Top/Undermount
90m basket wastes
Brushed finish



Min Cab Size 700



**PU54R Right
PU54L Left**
780x450
200x400x180
500x400x225
Overflow
Top/Undermount
90m basket wastes
Brushed finish



Min Cab Size 800

Valoré Premium (Best) - Top/Undermount, 304 - 1.2 Grade Stainless, 15mm Radius, Handmade



**PU12R Right
PU12L Left**
585x450
340x400x225
165x320x130
Top/Undermount
Overflow
Brushed finish



Min Cab Size 600



**PU14R Right
PU14L Left**
645x450
400x400x225
165x320x180
Top/Undermount
Overflow
15mm radius
Brushed finish



Min Cab Size 700



PU18R Right
830x450
450x400x225
300x340x180
Top/Undermount
Overflow
25mm flange
15mm radius
Brushed finish



Min Cab Size 850



PU7345
740x450
400x400x225
250x400x225
Overflow
Undermount
Overflow
Reversible
Brushed finish



Min Cab Size 750

Valoré Premium (Best) - Top/Undermount, 304 - 1.2 Grade Stainless, 15mm Radius, 225mm Deep Bowls, Handmade



PU7945
790x450
450x400x225
250x400x225
Overflow
Undermount
Reversible
Brushed finish



Min Cab Size 800



PU8345
830x450
500x400x225
250x400x225
Overflow
Top/Undermount
Reversible
Brushed finish



Min Cab Size 850



PU7644
760x440
340x400x225
340x400x225
Overflow
Top/Undermount
Brushed finish



Min Cab Size 800



PU84
880x440
400x400x225
400x400x225
Overflow
Top/Undermount
Brushed finish



Min Cab Size 900

Valoré European - German, 304.8 Stainless, 12mm Radius



UP53
865x440
400x400x200
400x400x200
Overflow
Undermount
2 basket wastes
Satin sheen
Pressed



Min Cab Size 900

Valoré Premium - Tap Platform, 304 - 1.2 Grade Stainless, 15mm Radius, Handmade



P65R
Tap Platform P
660x505
400x400x225
180x400x180
Top/Undermount
Overflow
Brushed finish
Flat edge



Min Cab Size 700

Shallow Drainers

Perfect draining and preparation areas for glasses, cups and defrosting. 304-1.2 Grade Stainless Brushed Finish, 90mm Basket Waste, Handmade. NOTE: These are only 25mm deep and can't be substituted as a sink.



PU242 Mini
300x450
250x400x25
Top/Undermount
No overflow
15mm radius
Brush finish



PU342 Midi
390x450
340x400x25
Top/Undermount
No overflow
15mm radius
Brush finish



PU542 Maxi
550x450
500x400x25
Top/Undermount
No overflow
15mm radius
Brush finish

(Accessories Optional Extra)



PB40S Chopping Board
430x275x20mm.
Fits 400mm wide bowls.

Page 4



RWB43 Square Wire Basket
385x310. Fits all 400 wide bowls.



PSDT Square Drainer Tray
Fits 400mm wide bowls, or used as a portable benchtop drainer.
420x349 O/A
390Wx330L - Inner size
1.2mm Brushed Finish



SCR43
415x215x95mm.
Fits 400mm wide bowls.



Drainer Roll Mat
RM130 180x425mm
RM42 265x425mm
RM44 465x425mm
RM36 480x390mm
RM45 480x460mm

Valoré Project (Deluxe) Sink Models - Top/Undermount, 10mm, 15mm Radius, 304 Grade, 1.2mm Stainless.



PU7S
780x450
340x400x225
Overflow
Top/Undermount
Reversible
Brushed finish



Min Cab Size 400



PU8S
800x450
390x400x225
Overflow
Top/Undermount
Reversible
Brushed finish



Min Cab Size 450



PU9S
950x450
450x400x225
Overflow
Top/Undermount
Reversible
Brushed finish



Min Cab Size 550

Available in Brushed Stainless & Grey Black (PU9246AGB)



PU9246A
945x450
500x400x225
Overflow
Top/Undermount
Reversible
Brushed finish



Min Cab Size 600



PU95S
980x450
350x400x225
170x400x180
Overflow
Top/Undermount
Reversible
Brushed finish



Min Cab Size 600



PU170
1070x450
350x400x225
260x400x180
Overflow
Top/Undermount
Reversible
Brushed finish



Min Cab Size 700



PU220
1160x450
350x400x225
350x400x225
Overflow
Top/Undermount
Reversible
Brushed finish



Min Cab Size 800



PERFECT FOR THE KITCHEN

Valoré (Project) - 304 Grade, 1.2mm Stainless, 15m Radius, Brushed Finish.

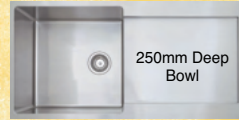
These are handmade sinks and may have slight imperfections.



P865 Project
860x500
400x450x225
Top mount
Overflow
Reversible



Min Cab Size 500



P1421 Project
1000x500
450x450x250
Top mount
Overflow
Reversible



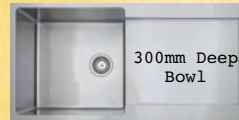
Min Cab Size 550



P1422 Project
1080x500
400x450x225
200x370x180
Top mount
Overflow
Reversible



Min Cab Size 700




P1423 Project
1000x500
450x450x300
Top mount
Overflow
Reversible



Min Cab Size 550


Valoré (Premium) (Best) With Tap Platform- Top/Undermount, 15mm Radius, 304 Grade, 1.2mm Stainless.



P1050R
P1050L
1000x510
500x400x225
Top/Undermount
Overflow
Not reversible
Brushed finish
Flat edge



Min Cab Size 600



PU1025R
PU1025L
1000x510
340x400x225
180x400x225
Overflow
Top/Undermount
Not reversible
Brushed finish
Flat edge



Min Cab Size 600



Project Square Line Sink Models.

Valoré's Deluxe latest range of Squareline Sinks. Featuring new styling, square corner edging, 25mm radius bowl corners and 200mm deep bowls. Made from South Korean 304 Grade Stainless Steel. Available in popular sizes, perfect for the modern kitchen.



PR10
805x505
340x400x200
Laser edge
Overflow
1 basket waste
Reversible
Top/Undermount
Silk finish



Min Cab Size 400



PR100
1000x500
400x400x200
Flat rolled edge
Overflow
1 basket waste
Reversible
Top/Undermount
Silk finish



Min Cab Size 500



PR150
1006x507
340x400x200
170x300x150
Laser edge
Overflow
2 basket waste
Reversible
Top/Undermount
Silk finish



Min Cab Size 600



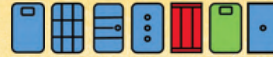
PR175
1120x500
340x400x200
300x340x180
Flat rolled edge
Overflow
2 x basket waste
Not reversible
Top/Undermount
Silk finish



Min Cab Size 750



PR220
1200x500
340x400x200
340x400x200
Flat rolled edge
Overflow
2 basket waste
Reversible
Top/Undermount
Silk finish




Min Cab Size 800

15mm Radius - Wider Drainer Fluting



PS11
860x500
350x400x200
Laser edge
1 basket waste
Overflow
Reversible
Silk finish



Min Cab Size 450



PS151R
PS151L
1000x500
350x400x200
200x350x160
Laser edge
2 basket waste
Overflow
Silk finish



Min Cab Size 700



PS170L
PS170R
1160x500
350x400x200
300x350x160
Laser edge
2 basket waste
Overflow
Silk finish



Min Cab Size 750



SR4230 Mini Bowl
425x300mm
390x265x130mm



PSD Top Refill
Non-Rust Soap
Dispenser.



RCP Waste
Decorative
waste cover cap.



RBW
90mm European
basket waste.



RBWO-F
90mm European basket
waste overflow. Flex hose.



RBWO-O
90mm European basket
waste overflow.



PBWO-FRS
90mm European basket
square overflow.

European Stainless Steel Sinks

Valoré's European sinks, Mid European range, made in German and French Stainless Steel. A favourite with designers and kitchen companies. Perfect for family entertaining.



While Stainless Steel is very hardy and durable, it is normal for Stainless Steel to scratch with everyday crockery and utensil use. Valoré recommends model RM36 Drainer Roll Mat to help reduce drainer



R10
800x480
340x400x180
Laser edge
Overflow
1 basket waste
Reversible
Top/Undermount
Silky sheen finish
European stainless



RJ10
960x480
500x400x200
Laser edge
Overflow
1 basket waste
Reversible
Top/Undermount
Silky sheen finish
European stainless

Squareline Style Sink Models. 40mm Radius Bowls.



RJ10S
1000x500
500x400x200
Rolled edge
Overflow
1 basket waste
Reversible
Top mount
Gloss finish
European stainless



R100
960x480
400x400x200
Laser edge
Overflow
1 basket waste
Reversible
Top/Undermount
Silky sheen finish
European stainless



R150A
960x480
340x400x180
165x290x120
Laser edge
Overflow
1 basket waste
Reversible
Top/Undermount
Silky sheen finish
European stainless

Valoré European Builder Model

Not suitable for tall goose neck or heavy taps.



E10
755x480
340x400x160
Rolled edge
Overflow
1 basket waste
Reversible
Top/Undermount
Satin finish
0.07 thickness

Valoré Project (Good) Sink Models.

An excellent range of beautiful stylish quality sinks perfect for the economy conscious project builder and DIY. Made from quality South Korean 304 Grade Stainless Steel. Extra thick- up to 0.09mm stainless. Laser and rolled edge combinations with attractive 90mm basket waste and Valoré anti-flood overflows. Excellent for entertaining family and friends on all occasions, looking glamorous and beautiful in any kitchen.

Project 500 Sink Models

Suit 500mm wide tops, caravans and boats.
Non-European - 304 Grade Korean Stainless Steel



Min Cab Size 380

P6 Caravan
590x370
340x300x170
Rolled edge
Reversible
Silk finish
1x90mm basket waste
Top/Undermount
No overflow



Min Cab Size 450

P57
760x360
370x270x170
Rolled edge
Overflow
1 basket waste
Reversible
Silk finish
Top/Undermount



Min Cab Size 450

P4
817x445
380x330x170
Laser edge
Overflow
Reversible
Top/Undermount
Silk finish
1 basket waste



Min Cab Size 450

P54
725x450
355x355x170
Laser edge
Overflow
Reversible
Top/Undermount
Silk finish
1 basket waste



Min Cab Size 550

PJ5
960x430
480x335x170
Laser edge
Overflow
Reversible
Top/Undermount
Silk finish
1 basket waste



Min Cab Size 650

P15
963x430
380x330x170
155x300x120
Laser edge
Overflow
1 basket waste
Reversible
Silk finish
Top/Undermount

Project Double Drainer Bowl Sink Models.



Min Cab Size 450

PR120
1196x500
410x350x190
Rolled edge
Overflow
Not reversible
Top/Undermount
Silk finish
1 basket waste



Min Cab Size 800

PR222
1554x499
350x410x190
350x410x190
Rolled edge
Overflow
Reversible
Top/Undermount
Silk finish
1 basket waste

Project Standard Sink Models



Min Cab Size 450

P7
590x500
355x405x180
Laser edge
Overflow
Reversible
Top/Undermount
Silk finish
1 basket waste



Min Cab Size 450

PS12
800x500
355x410x170
Laser edge
Overflow
Reversible
Top/Undermount
Silk finish
1 basket waste



Min Cab Size 500

P18
860x500
380x405x170
Rolled edge
Overflow
Reversible
Top/Undermount
Silk finish
1 basket waste



Min Cab Size 500

PJ100
860x500
450x405x190
Rolled edge
Overflow
Reversible
Top/Undermount
Silk finish
1 basket waste



Min Cab Size 650

PS14
1000x500
355x410x170
200x300x160
Laser edge
Overflow
Reversible
Top/Undermount
Silk finish
2 basket waste



Min Cab Size 700

P170
1130x510
355x405x180
260x310x150
Laser edge
Overflow
Reversible
Top/Undermount
Silk finish
1 basket waste



Min Cab Size 800

P220
1210x510
355x405x180
355x405x180
Laser edge
Overflow
Reversible
Top/Undermount
Silk finish
1 basket waste

(Accessories Optional Extra - Colour Coded)



Wire Basket
PWBL 355x405 Bowl
PWBM 380x330 Bowl
PWBS 315x380 Bowl



RWB34
Wire basket
340x400mm
bowl.



PCST
Stainless colander.
200x300mm



RCST
Stainless colander. Suit
165x290mm
bowl.



RPBS
Timber chopping
board. 294x450.
Suit 400mm bowl.



RPB1
Timber chopping
board. Suit
340x400 bowl.



RPB4
Timber chopping
board. 420x340.
Suit 400mm bowl.



**PSSD
Stainless Tray**
A. 355x405 Bowl
B. 380x330 Bowl
C. 315x380 Bowl




**Wooden
Chopping
Board**
PPB1 315x380
PPB2 355x405
PPB4 380x330


Tetron Granite Undermount Bowls

Pyragranite


European Quartz Composite Sinks made from 80% Quartz. While Quartz is a very hard material, a little care is required to maintain the surface. Hot Items - Do not place hot pots/pans directly from the element or oven on to the sink surface. Do not pour boiling water into the sink. Scratching - Pyragranite and Tetron Quartz sinks come in a solid matt colour, while very hard and tough, they can scratch and mark. For further information go to www.valore.co.nz



Tetron 3440UM-B
380x440
340x400x200
Overflow
Undermount
1 basket waste
Carbon




Tetron 4040UM-B
440x440
400x400x200
Overflow
Undermount
1 basket waste
Carbon




Tetron 5040UM-B
550x440
500x400x200
Overflow
Undermount
1 basket waste
Carbon

Traditional Bowl Styles



Valoré (Deluxe) (Better) Under & Top Mount Single Bowl Models - 90mm Radius, 304 Grade Stainless.

Traditional styled undermount sinks in various sizes, offering flexibility in kitchen design. Practical sized bowls with wider stainless flanges for undermounting to thinner laminates, granite and stone surfaces and welding into custom stainless tops. Stylish and sophisticated in design and finish and functional for everyday family use and entertaining. Made with fixing rails, with polished flat flange and can be top mounted, if top mounting please order P clips.



PU62
370x450
320x400x190
Overflow
Top/Undermount
1 basket waste
25mm flange
Silk finish

Min Cab Size 400



PU63
410x450
360x400x210
Overflow
Top/Undermount
1 basket waste
25mm flange
Silk finish

Min Cab Size 400



PU64
450x450
400x400x220
Overflow
Top/Undermount
1 basket waste
25mm flange
Silk finish

Min Cab Size 450

Project Single Bowl Sink Models.



P01
407x455
330x380x170
Laser edge
Overflow
1 basket waste
Silk finish
40mm Platform
Top/Undermount



Min Cab Size 400



P1
492x441
405x355x160
Laser edge
Overflow
1 basket waste
Silk finish
40mm Platform
Top/Undermount



Min Cab Size 450



P2
550x503
450x400x190
Laser edge
Overflow
1 basket waste
Silk finish
Fits 50mm tap
Top/Undermount



Min Cab Size 500



P3
610x510
525x420x240
Laser edge
Overflow
1 basket waste
Silk finish
Fits 55mm tap
Top/Undermount

Min Cab Size 600

Project Sink Models with Tap Platform.



PT3
460x455
380x330x170
Laser edge
Overflow
1 basket waste
Silk finish
Tap fits corner of tap stand



Min Cab Size 450



PRT5
465x485
407x350x180
1x90mm basket waste
Rolled edge
Overflow
Silky sheen finish

Min Cab Size 450



PT4
540x510
480x380x200
Laser edge
Overflow
1 basket waste
Silk finish

Min Cab Size 550

Valoré (Best) European Stainless Steel Sinks - Round Bowl Sink Models - 304 Grade Stainless, Silky Sheen Finish, Top or Undermounted, 90mm Basket Waste, Overflows.



B40
450 Dia
385x160
Bevelled edge
Overflow
European stainless

Min Cab Size 450



PR2
450 Dia
385x180
Bevelled edge
Overflow
0.9mm thick
Silk finish
1 basket waste

Min Cab Size 450



RPB2
Optional Chopping Board

Valoré Project (Good) - Undermount Single Bowl Sink Models.



PU4
494x442
450x400x190
Undermount
Overflow
1 basket waste
Silk finish

Min Cab Size 500



PU5
577x424
535x380x200
Undermount
Overflow
1 basket waste
Silk finish


Min Cab Size 600



P16
625x495
355x405x180
155x300x120
Overflow
1 basket waste
Silk finish
Welded fixing rails
Top/Undermount
Reversible



Min Cab Size 600



RM543
Square Bars
Roll Matt
450x503

Valoré (Best) European Stainless Steel Sinks - Undermount Single Sink Models.



UP15
649x396
400x340x180mm
165x290x120mm
Overflow
Undermount
European stainless
Not reversible
Satin sheen finish



Min Cab Size 650



UP20
766x456
340x400x180mm
340x400x180mm
Overflow
Undermount
1 basket waste
European stainless
Satin sheen finish



Min Cab Size 800



PRU15
590x450 Inset Size
350x410x185mm
165x300x125mm
Overflow
Undermount
1 basket waste
Not reversible
Satin sheen finish



Min Cab Size 600

English Butler & Ceramic Sinks

Quality English Ceramic sinks, an exact replica of the Victorian design. Individually handcrafted and finished in fireclay. Cool and silky to touch, the hard non-porous surface gives excellent resistance to all commonly used chemicals and detergents and is extremely resistant to heat. Being individually handcrafted and finished in fire clay, there maybe slight imperfections so allow for 5mm - or + measurement tolerance in the finished product.



Belfast London
White ceramic
595x455x255
525x380x215 bowl
Side overflow
60mm waste hole
Not suitable for waste disposer
No colour waste



Yorkshire
White ceramic
595x475x225
537x400x195 bowl
Rear overflow
90mm waste hole
Suitable for waste disposer
Suits colour waste



Edington
White ceramic
595x500x200
550x435x170 bowl
Rear overflow
90mm waste hole
Suitable for waste disposer
Suits colour waste



Lincoln 543
White ceramic
595x470x310 inset
550x400x280 bowl
Overflow
Top mount
90mm waste hole
Suitable for waste disposer
Suits colour waste



Bridgewater 2.0 Bowl
White ceramic
800x490x220
2x365x440x190 bowls
Rear overflow
Suitable for waste disposer
Suits colour waste



Lincoln 10
White ceramic
1000x500x210 inset
480x390x185 bowl
Overflow
90mm waste hole
Reversible
Suitable for waste disposer
Suits colour waste



Lincoln 150
White ceramic
1000x500x210 inset
370x390x185 bowl
170x300x120 bowl
Overflow
90mm waste hole
Reversible
Suitable for waste disposer
Suits colour waste



Lincoln 54
White ceramic
595x460x255 inset
525x390x227 bowl
Overflow
90mm waste hole
Top mount
Suitable for waste disposer
Suits colour waste

Lincoln 44 Lincoln 54
385x405x180 bowl
See valore.co.nz



Lincoln 542UM
White ceramic
545x440x200 inset
492x388x176 bowl
Overflow
90mm waste hole
Undermount only
Suitable for waste disposer
Suits colour waste

Undermount sinks suit Granite & Engineered stone tops only

Ceramics - A Touch of Colour

Optional mix and match colour wastes and taps.



Kams Taps from England
Gunmetal, Gold, Black

Ceramic Colour Wastes



Single Lever Tap
Antique Brass



Project Butler Ceramic Sinks

NOTE: Due to limitations in the manufacturing process, dimensions can vary by up to 20mm. The sides are not straight, and may be slightly bulging. Cabinetry will need to be customised to fit the sink once it arrives.



Butler 54W
W - White
530x400x200* inset
480x355x150 bowl
No overflow
40mm waste hole



Butler 64W
White Ceramic
605x410x200* inset
560x365x170 bowl
No overflow
90mm waste hole



Butler 65W Reversible face model -
Fluting one side - Frame style other side

Butler 65W
W - White
605x455x256* inset
565x415x190 bowl
No overflow
90mm waste hole



Butler 75W Reversible face model -
Flat one side - Frame style other side

Butler 75W
White Ceramic
765x507x255* inset
725x475x190 bowl
No overflow
90mm waste hole



Butler 85W
White Ceramic
815x505x220* inset
2x375x460x190 bowls
No overflow
90mm waste hole

Pyragranite

European Quartz Composite Sinks made from 80% Quartz.

While Quartz is a very hard material, a little care is required to maintain the surface. **Hot Items** - Do not place hot pots/pans directly from the element or oven on to the sink surface. Do not pour boiling water into the sink. **Scratching** - Pyragranite and Tetron Quartz sinks come in a solid matt colour, while very hard and tough, they can scratch and mark. For further information go to www.valore.co.nz



Belfast Granite
Black
595x455x250 Inset
500x369x225 Bowl
Reversible
Overflow



BWO B
90mm Matt Black Waste
with Round Overflow

Optional - Arvus BM and Targa BM - matt black metallic taps - BWO-B 90mm matt black waste with round overflow, suits Granite sinks. Sabia BN in Brushed Nickel, suits brushed finish stainless sinks.

Note : Warranty on Valore taps is only valid when an in-line filter is fitted to prevent particle and sediment from damaging the ceramic disc in the tap.



Tetron 34B Carbon
Carbon matt finish
410x500 Inset
340x400x200 Bowl
Overflow
Top mount
Tap stand



Tetron 44B Carbon
Carbon matt finish
460x500 Inset
400x400x207 Bowl
Overflow
Top mount
Tap stand



Tetron 54B Carbon
Carbon matt finish
610x500 Inset
540x400x200 Bowl
Overflow
Top mount
Tap stand



Tetron 76B Carbon
Carbon matt finish
760x500 Inset
690x400x200 Bowl
Overflow
Top mount
Tap stand



Alazia 3B Carbon
Carbon matt finish
510 Round
450x205
Overflow
Top mount




Alazia 5B Carbon
860x435 Inset
315x365x200 Bowl
Drainer overflow
Top mount
Reversible



Alazia 75B Carbon
Carbon matt finish
860x500 Inset
450x420x200 Bowl
Overflow
Top mount
Reversible



Alazia 20B Carbon
Carbon matt finish
790x500 Inset
340x410x200 Bowl
Overflow
Top mount



Alazia 10B Carbon
Carbon matt finish
790x500 Inset
340x420x200 Bowl
Overflow
Top mount
Reversible



Alazia 160B Carbon
Carbon matt finish
1000x500 Inset
500x420x205 Bowl
Overflow
Top mount
Reversible



Alazia 150B Carbon
Carbon matt finish
1000x500 Inset
340x420x200 Bowl
Overflow
Top mount
Reversible

Valoré Ltd

PO Box 101099, N.S.M.C, Auckland, New Zealand.

1777 Porana Road, Hillcrest, Glenfield, Auckland, New Zealand.

Sales Ph: 09-476 1134 Fax: 0064-9-476 2305 Email: sales@valore.co.nz Website: www.valore.co.nz

Showroom Hours

10am to 3pm.

On display are our most popular sink

Photos displayed may not be true reproduction due to photographic and printing colour constraints. Due to our continued product development

Valoré reserves the right to modify product specifications and/or dimensions without notice.